

RESOLUTION NO. 2019-01


**A RESOLUTION OF THE BOARD OF DIRECTORS
OF THE MIDWAY CITY SANITARY DISTRICT OF
ORANGE COUNTY, CALIFORNIA, ADOPTING THE
2019-2020 SALARY SCHEDULE**

WHEREAS, California Code Regulations, Title 2, Section 570.5 was adopted by CalPERS to provide specific requirements on how public agencies should document pay rates;

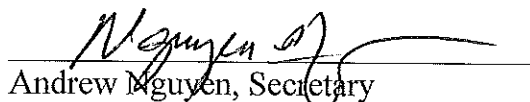
WHEREAS, to comply with Section 570. 5, the District's salary schedule listing all titles for every employee position, pay rates for each position, and the time base for each pay rate must be adopted by the Board of Directors.

NOW, THEREFORE, BE IT RESOLVED THAT, in accordance with California Code Regulations, Title 2, Section 570.5, the Board of Directors of the Midway City Sanitary District hereby adopts the Salary Schedule, Effective July 1, 2019 – June 30, 2020, which is attached hereto as Exhibit A.

PASSED AND ADOPTED, at a regular meeting of the Board of Directors of Midway City Sanitary District of Orange County, California, held this 2nd day of April, 2019.


Chi Charlie Nguyen, President

ATTEST:


Andrew Nguyen, Secretary

CERTIFICATION

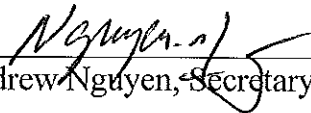
I, Andrew Nguyen, Secretary of the MIDWAY CITY SANITARY DISTRICT of Orange County, California, do hereby certify that the foregoing Resolution No. 2019-01 was duly adopted at a meeting of the Governing Board of said District held on the 2nd day of April, 2019 by the following vote of the members of the Board:

AYES: S. Contreras, A. Nguyen, M. Rice

NOES:

ABSENT: A. Krippner, C. Nguyen

and I further certify that Chi Charlie Nguyen, as President, and Andrew Nguyen, as Secretary, signed and approved said Resolution No. 2019-01 on the 2nd day of April, 2019.




Andrew Nguyen, Secretary

(District Seal)

STATE OF CALIFORNIA)
) ss.
COUNTY OF ORANGE)

I, Andrew Nguyen, Secretary of the Midway City Sanitary District of Orange County, California, do hereby certify that the foregoing is a full, true and correct copy of Resolution No 2019-01 passed and adopted by the Board of Directors of said District at a meeting thereof held on the 2nd day of April, 2019.

IN WITNESS WHEREOF, I have hereunto set my hand and affixed my official Seal of said District this 2nd day of April, 2019.



Andrew Nguyen, Secretary

MIDWAY CITY SANITARY DISTRICT
District Wide Pay Schedule
Fiscal Year 2019-2020
Effective 07/01/2019

REPRESENTED EMPLOYEES - all employees are full time basis

JOB TITLE

LEAD SOLID WASTE WORKER	STEP 1	STEP 2	STEP 3	STEP 4	STEP 5	STEP 6	STEP 7	STEP 8
BI-WEEKLY	2,300.61	2,386.30	2,472.82	2,603.84	2,741.45	2,885.65	3,036.44	3,188.88
MONTHLY	4,984.65	5,170.33	5,357.79	5,641.65	5,939.80	6,252.24	6,578.95	6,909.24
ANNUAL	59,815.81	62,043.90	64,293.42	67,699.84	71,277.65	75,026.85	78,947.44	82,910.88
BASE PAY RATE PER HOUR	28.76	29.83	30.91	32.55	34.27	36.07	37.96	39.86
with CWEA Grade 1 Cert. +3%	29.62	30.72	31.84	33.52	35.30	37.15	39.09	41.06

SOLID WASTE DRIVER	STEP 1	STEP 2	STEP 3	STEP 4	STEP 5	STEP 6	STEP 7	STEP 8
BI-WEEKLY	1,825.16	1,868.83	1,915.80	1,958.65	2,002.32	2,045.99	2,095.43	2,175.36
MONTHLY	3,954.51	4,049.14	4,150.90	4,243.74	4,338.36	4,432.98	4,540.10	4,713.28
ANNUAL	47,454.16	48,589.63	49,810.80	50,924.85	52,060.32	53,195.79	54,481.23	56,559.36
BASE PAY RATE PER HOUR	22.81	23.36	23.95	24.48	25.03	25.57	26.19	27.19
with CWEA Grade 1 Cert. +3%	23.50	24.06	24.67	25.22	25.78	26.34	26.98	28.01

RELIEF DRIVER/UTILITY PERSON w/Class B	STEP 1	STEP 2	STEP 3	STEP 4	STEP 5	STEP 6	STEP 7	STEP 8
BI-WEEKLY	1,825.16	1,868.83	1,915.80	1,958.65	2,002.32	2,045.99	2,095.43	2,175.36
MONTHLY	3,954.51	4,049.14	4,150.90	4,243.74	4,338.36	4,432.98	4,540.10	4,713.28
ANNUAL	47,454.16	48,589.63	49,810.80	50,924.85	52,060.32	53,195.79	54,481.23	56,559.36
BASE PAY RATE PER HOUR	22.81	23.36	23.95	24.48	25.03	25.57	26.19	27.19
with CWEA Grade 1 Cert. +3%	23.50	24.06	24.67	25.22	25.78	26.34	26.98	28.01

UTILITY PERSON w/out Class B	STEP 1	STEP 2	STEP 3	STEP 4	STEP 5	STEP 6	STEP 7	STEP 8
BI-WEEKLY	1,512.86	1,570.54	1,624.10	1,685.90	1,747.70	1,811.98	1,914.15	1,959.47
MONTHLY	3,277.87	3,402.85	3,518.89	3,652.79	3,786.69	3,925.95	4,147.33	4,245.52
ANNUAL	39,334.46	40,834.14	42,226.70	43,833.50	45,440.30	47,111.38	49,767.95	50,946.27
BASE PAY RATE PER HOUR	18.91	19.63	20.30	21.07	21.85	22.65	23.93	24.49

LEAD SEWER MAINTENANCE WORKER	STEP 1	STEP 2	STEP 3	STEP 4	STEP 5	STEP 6	STEP 7	STEP 8
BI-WEEKLY	2,300.61	2,386.30	2,472.82	2,603.84	2,741.45	2,885.65	3,036.44	3,188.88
MONTHLY	4,984.65	5,170.33	5,357.79	5,641.65	5,939.80	6,252.24	6,578.95	6,909.24
ANNUAL	59,815.81	62,043.90	64,293.42	67,699.84	71,277.65	75,026.85	78,947.44	82,910.88
BASE PAY RATE PER HOUR	28.76	29.83	30.91	32.55	34.27	36.07	37.96	39.86
with CWEA Grade 1 Cert. +3%	29.62	30.72	31.84	33.52	35.30	37.15	39.09	41.06
with CWEA Grade 2 Cert. +1.5%	30.06	31.18	32.32	34.03	35.83	37.71	39.68	41.67
with CWEA Grade 3 Cert. +1%	30.37	31.50	32.64	34.37	36.18	38.09	40.08	42.09
with CWEA Grade 4 Cert. +1%	30.67	31.81	32.96	34.71	36.55	38.47	40.48	42.51

PUMP STATION MECHANIC	STEP 1	STEP 2	STEP 3	STEP 4	STEP 5	STEP 6	STEP 7	STEP 8
BI-WEEKLY	2,095.43	2,180.30	2,265.18	2,350.05	2,443.16	2,522.26	2,603.02	2,685.42
MONTHLY	4,540.10	4,723.99	4,907.88	5,091.77	5,293.51	5,464.91	5,639.87	5,818.40
ANNUAL	54,481.23	56,687.90	58,894.58	61,101.25	63,522.16	65,578.86	67,678.42	69,820.82
BASE PAY RATE PER HOUR	26.19	27.25	28.31	29.38	30.54	31.53	32.54	33.57
with CWEA Grade 1 Cert. +3%	26.98	28.07	29.16	30.26	31.46	32.47	33.51	34.57
with CWEA Grade 2 Cert. +1.5%	27.38	28.49	29.60	30.71	31.93	32.98	34.02	35.09
with CWEA Grade 3 Cert. +1%	27.66	28.78	29.90	31.02	32.25	33.29	34.36	35.44
with CWEA Grade 4 Cert. +1%	27.93	29.07	30.20	31.33	32.57	33.62	34.70	35.80

SEWER MAINTENANCE WORKER	STEP 1	STEP 2	STEP 3	STEP 4	STEP 5	STEP 6	STEP 7	STEP 8
BI-WEEKLY	1,858.12	1,943.82	2,030.34	2,111.91	2,197.61	2,283.30	2,368.18	2,450.58
MONTHLY	4,025.93	4,211.60	4,399.06	4,575.81	4,761.48	4,947.16	5,131.05	5,309.58
ANNUAL	48,311.12	50,539.22	52,788.74	54,909.71	57,137.81	59,385.90	61,672.58	63,714.98
BASE PAY RATE PER HOUR	23.23	24.30	25.38	26.40	27.47	28.54	29.60	30.63
with CWEA Grade 1 Cert. +3%	23.92	25.03	26.14	27.19	28.29	29.40	30.49	31.55
with CWEA Grade 2 Cert. +1.5%	24.28	25.40	26.53	27.60	28.72	29.84	30.95	32.02
with CWEA Grade 3 Cert. +1%	24.52	25.66	26.80	27.87	29.01	30.14	31.26	32.34
with CWEA Grade 4 Cert. +1%	24.77	25.91	27.07	28.15	29.30	30.44	31.57	32.67

LEAD FLEET MAINTENANCE MECHANIC	STEP 1	STEP 2	STEP 3	STEP 4	STEP 5	STEP 6	STEP 7	STEP 8
BI-WEEKLY	2,300.61	2,386.30	2,472.82	2,603.84	2,741.45	2,885.65	3,030.40	3,188.88
MONTHLY	4,984.65	5,170.33	5,357.79	5,641.65	5,939.80	6,252.24	6,565.87	6,909.24
ANNUAL	59,815.81	62,043.90	64,293.42	67,699.84	71,277.65	75,026.85	78,780.40	82,910.88
BASE PAY RATE PER HOUR	28.76	29.83	30.91	32.55	34.27	36.07	37.88	39.86
with CWEA Grade 1 Cert. +3%	29.62	30.72	31.84	33.52	35.30	37.15	39.02	41.06

MIDWAY CITY SANITARY DISTRICT
 District Wide Pay Schedule
 Fiscal Year 2019-2020
 Effective 07/01/2019

MECHANIC	STEP 1	STEP 2	STEP 3	STEP 4	STEP 5	STEP 6	STEP 7	STEP 8
BI-WEEKLY	2,095.43	2,180.30	2,265.18	2,350.05	2,443.16	2,522.26	2,603.02	2,685.42
MONTHLY	4,540.10	4,723.99	4,907.88	5,091.77	5,293.51	5,464.91	5,639.87	5,818.40
ANNUAL	54,481.23	56,687.90	58,894.58	61,101.25	63,522.16	65,578.86	67,678.42	69,820.82
BASE PAY RATE PER HOUR	26.19	27.25	28.31	29.38	30.54	31.53	32.54	\$33.57
with CWEA Grade 1 Cert. +3%	26.98	28.07	29.16	30.26	31.46	32.47	33.51	34.57

NON-REPRESENTED EMPLOYEES

Effective 07-01-2019 all employees are full time basis

EXECUTIVE/BOARD SECRETARY	STEP 1	STEP 2	STEP 3	STEP 4	STEP 5	STEP 6	STEP 7	STEP 8
BI-WEEKLY	2,709.31	2,851.04	3,001.01	3,120.49	3,308.36	3,407.24	3,509.42	3,614.89
MONTHLY	5,870.18	6,177.25	6,502.18	6,761.06	7,168.11	7,382.35	7,603.73	7,832.26
ANNUAL	70,442.11	74,127.04	78,026.21	81,132.69	86,017.36	88,588.24	91,244.82	93,987.09
BASE PAY RATE PER HOUR	33.87	35.64	37.51	39.01	41.35	42.59	43.87	\$45.19

ADMIN SECRETARY/ACCOUNTANT	STEP 1	STEP 2	STEP 3	STEP 4	STEP 5	STEP 6	STEP 7	STEP 8
BI-WEEKLY	2,088.84	2,162.18	2,240.46	2,312.97	2,386.30	2,457.99	2,531.33	2,607.96
MONTHLY	4,525.82	4,684.71	4,854.32	5,011.43	5,170.33	5,325.65	5,484.54	5,650.58
ANNUAL	54,309.84	56,216.58	58,251.86	60,137.17	62,043.90	63,907.79	65,814.53	67,806.96
BASE PAY RATE PER HOUR	26.11	27.03	28.01	28.91	29.83	30.72	31.64	\$32.60

ADMIN SECRETARY/RECEPTIONIST	STEP 1	STEP 2	STEP 3	STEP 4	STEP 5	STEP 6	STEP 7	STEP 8
BI-WEEKLY	2,088.84	2,162.18	2,240.46	2,312.97	2,386.30	2,457.99	2,531.33	2,607.96
MONTHLY	4,525.82	4,684.71	4,854.32	5,011.43	5,170.33	5,325.65	5,484.54	5,650.58
ANNUAL	54,309.84	56,216.58	58,251.86	60,137.17	62,043.90	63,907.79	65,814.53	67,806.96
BASE PAY RATE PER HOUR	26.11	27.03	28.01	28.91	29.83	30.72	31.64	\$32.60

FINANCE/HUMAN RESOURCES DIRECTOR

ANNUAL BASE SALARY RANGE \$100,786.00 - \$153,831.00 Effective 07-01-2019 Full Time Basis

SPECIAL COMPENSATION: ACTING GENERAL MANAGER PAY @ GENERAL MANAGER'S BASE SALARY AT TIME OF ACTING AS GENERAL MANAGER (see General Manager's pay below)

DIRECTOR OF OPERATIONS/SAFETY

ANNUAL BASE SALARY RANGE \$84,872.00 - \$127,308.00 Effective 07-01-2019 Full Time Basis

GENERAL MANAGER

ANNUAL BASE SALARY is \$163,874.00 Effective 08-01-2019 Full Time Basis