

RESOLUTION NO. 2020-05

**A RESOLUTION OF THE BOARD OF DIRECTORS
OF THE MIDWAY CITY SANITARY DISTRICT OF
ORANGE COUNTY, CALIFORNIA, ADOPTING THE
2020-2021 SALARY SCHEDULE**

WHEREAS, California Code Regulations, Title 2, Section 570.5 was adopted by CalPERS to provide specific requirements on how public agencies should document pay rates;


WHEREAS, to comply with Section 570. 5, the District's salary schedule listing all titles for every employee position, pay rates for each position, and the time base for each pay rate must be adopted by the Board of Directors.

NOW, THEREFORE, BE IT RESOLVED THAT, in accordance with California Code Regulations, Title 2, Section 570.5, the Board of Directors of the Midway City Sanitary District hereby adopts the Salary Schedule, Effective July 1, 2020 – June 30, 2021, which is attached hereto as Exhibit A.

PASSED AND ADOPTED, at a regular meeting of the Board of Directors of Midway City Sanitary District of Orange County, California, held this 21st day of April, 2020.



Chi Charlie Nguyen, President

ATTEST:


Sergio Contreras, Secretary

CERTIFICATION


I, Sergio Contreras, Secretary of the MIDWAY CITY SANITARY DISTRICT of Orange County, California, do hereby certify that the foregoing Resolution No. 2020-05 was duly adopted at a meeting of the Governing Board of said District held on the 21st day of April, 2020 by the following vote of the members of the Board:

AYES: Directors S. Contreras, A. Nguyen, C. Nguyen and M. Rice

NOES:

ABSENT:

and I further certify that Chi Charlie Nguyen, as President, and Sergio Contreras, as Secretary, signed and approved said Resolution No. 2020-05 on the 21st day of April, 2020.




Sergio Contreras, Secretary

(District Seal)

STATE OF CALIFORNIA)
) ss.
COUNTY OF ORANGE)

I, Sergio Contreras, Secretary of the Midway City Sanitary District of Orange County, California, do hereby certify that the foregoing is a full, true and correct copy of Resolution No 2020-05 passed and adopted by the Board of Directors of said District at a meeting thereof held on the 21st day of April, 2020.

IN WITNESS WHEREOF, I have hereunto set my hand and affixed my official Seal of said District this 21st day of April, 2020.



Sergio Contreras, Secretary

EXHIBIT 'A'
MIDWAY CITY SANITARY DISTRICT
District Wide Pay Schedule
Fiscal Year 2020-2021
Effective 07/01/2020

REPRESENTED EMPLOYEES
Effective 07-01-2020

JOB TITLE								
LEAD SOLID WASTE WORKER (Supervisor)	STEP 1	STEP 2	STEP 3	STEP 4	STEP 5	STEP 6	STEP 7	STEP 8
BI-WEEKLY	2,369.60	2,457.60	2,547.20	2,682.40	2,824.00	2,972.00	3,128.00	3,284.80
MONTHLY	5,134.13	5,324.80	5,518.93	5,811.87	6,118.67	6,439.33	6,777.33	7,117.07
ANNUAL	61,609.60	63,897.60	66,227.20	69,742.40	73,424.00	77,272.00	81,328.00	85,404.80
BASE PAY RATE PER HOUR	29.62	30.72	31.84	33.53	35.30	37.15	39.10	41.06
with CWEA Grade 1 Cert. +3%	30.51	31.64	32.80	34.54	36.36	38.26	40.27	42.29
SOLID WASTE DRIVER	STEP 1	STEP 2	STEP 3	STEP 4	STEP 5	STEP 6	STEP 7	STEP 8
BI-WEEKLY	1,879.20	1,924.80	1,973.60	2,016.80	2,062.40	2,107.20	2,158.40	2,240.80
MONTHLY	4,071.60	4,170.40	4,276.13	4,369.73	4,468.53	4,565.60	4,676.53	4,855.07
ANNUAL	48,859.20	50,044.80	51,313.60	52,436.80	53,622.40	54,787.20	56,118.40	58,260.80
BASE PAY RATE PER HOUR	23.49	24.06	24.67	25.21	25.78	26.34	26.98	28.01
with CWEA Grade 1 Cert. +3%	24.19	24.78	25.41	25.97	26.55	27.13	27.79	28.85
RELIEF DRIVER/UTILITY PERSON (with a class B License)	STEP 1	STEP 2	STEP 3	STEP 4	STEP 5	STEP 6	STEP 7	STEP 8
BI-WEEKLY	1,879.20	1,924.80	1,973.60	2,016.80	2,062.40	2,107.20	2,158.40	2,240.80
MONTHLY	4,071.60	4,170.40	4,276.13	4,369.73	4,468.53	4,565.60	4,676.53	4,855.07
ANNUAL	48,859.20	50,044.80	51,313.60	52,436.80	53,622.40	54,787.20	56,118.40	58,260.80
BASE PAY RATE PER HOUR	23.49	24.06	24.67	25.21	25.78	26.34	26.98	28.01
with CWEA Grade 1 Cert. +3%	24.19	24.78	25.41	25.97	26.55	27.13	27.79	28.85
UTILITY PERSON (without a class B License)	STEP 1	STEP 2	STEP 3	STEP 4	STEP 5	STEP 6	STEP 7	STEP 8
BI-WEEKLY	1,558.40	1,617.60	1,672.80	1,736.00	1,800.80	1,866.40	1,972.00	2,017.60
MONTHLY	3,376.53	3,504.80	3,624.40	3,761.33	3,901.73	4,043.87	4,272.67	4,371.47
ANNUAL	40,518.40	42,057.60	43,492.80	45,136.00	46,820.80	48,526.40	51,272.00	52,457.60
BASE PAY RATE PER HOUR	19.48	20.22	20.91	21.70	22.51	23.33	24.65	25.22
LEAD SEWER MAINTENANCE WORKER (Supervisor)	STEP 1	STEP 2	STEP 3	STEP 4	STEP 5	STEP 6	STEP 7	STEP 8
BI-WEEKLY	2,369.60	2,457.60	2,547.20	2,682.40	2,824.00	2,972.00	3,128.00	3,284.80
MONTHLY	5,134.13	5,324.80	5,518.93	5,811.87	6,118.67	6,439.33	6,777.33	7,117.07
ANNUAL	61,609.60	63,897.60	66,227.20	69,742.40	73,424.00	77,272.00	81,328.00	85,404.80
BASE PAY RATE PER HOUR	29.62	30.72	31.84	33.53	35.30	37.15	39.10	41.06
with CWEA Grade 1 Cert. +3%	30.51	31.64	32.80	34.54	36.36	38.26	40.27	42.29
with CWEA Grade 2 Cert. +1.5%	30.97	32.12	33.29	35.05	36.90	38.84	40.88	42.93
with CWEA Grade 3 Cert. +1%	31.28	32.44	33.62	35.40	37.27	39.23	41.29	43.36
with CWEA Grade 4 Cert. +1%	31.59	32.76	33.96	35.76	37.65	39.62	41.70	43.79
PUMP STATION MECHANIC	STEP 1	STEP 2	STEP 3	STEP 4	STEP 5	STEP 6	STEP 7	STEP 8
BI-WEEKLY	2,158.40	2,245.60	2,332.80	2,420.80	2,516.80	2,598.40	2,681.60	2,766.40
MONTHLY	4,676.53	4,865.47	5,054.40	5,245.07	5,453.07	5,629.87	5,810.13	5,993.87
ANNUAL	56,118.40	58,385.60	60,652.80	62,940.80	65,436.80	67,558.40	69,721.60	71,926.40
BASE PAY RATE PER HOUR	26.98	28.07	29.16	30.26	31.46	32.48	33.52	34.58
with CWEA Grade 1 Cert. +3%	27.79	28.91	30.03	31.17	32.40	33.45	34.53	35.62
with CWEA Grade 2 Cert. +1.5%	28.21	29.35	30.49	31.64	32.89	33.96	35.04	36.15
with CWEA Grade 3 Cert. +1%	28.49	29.64	30.79	31.95	33.22	34.30	35.39	36.51
with CWEA Grade 4 Cert. +1%	28.77	29.94	31.10	32.27	33.55	34.64	35.75	36.88
SEWER MAINTENANCE WORKER	STEP 1	STEP 2	STEP 3	STEP 4	STEP 5	STEP 6	STEP 7	STEP 8
BI-WEEKLY	1,914.40	2,002.40	2,091.20	2,175.20	2,263.20	2,352.00	2,439.20	2,524.00
MONTHLY	4,147.87	4,338.53	4,530.93	4,712.93	4,903.60	5,096.00	5,284.93	5,468.67
ANNUAL	49,774.40	52,062.40	54,371.20	56,555.20	58,843.20	61,152.00	63,419.20	65,624.00
BASE PAY RATE PER HOUR	23.93	25.03	26.14	27.19	28.29	29.40	30.49	\$31.55
with CWEA Grade 1 Cert. +3%	24.65	25.78	26.92	28.01	29.14	30.28	31.40	32.50
with CWEA Grade 2 Cert. +1.5%	25.02	26.17	27.33	28.43	29.58	30.74	31.88	32.98
with CWEA Grade 3 Cert. +1%	25.27	26.43	27.60	28.71	29.87	31.04	32.19	33.31
with CWEA Grade 4 Cert. +1%	25.52	26.69	27.88	29.00	30.17	31.35	32.52	33.65
LEAD FLEET MAINTENANCE MECHANIC (Supervisor)	STEP 1	STEP 2	STEP 3	STEP 4	STEP 5	STEP 6	STEP 7	STEP 8
BI-WEEKLY	2,369.60	2,457.60	2,547.20	2,682.40	2,824.00	2,972.00	3,128.00	3,284.80
MONTHLY	5,134.13	5,324.80	5,518.93	5,811.87	6,118.67	6,439.33	6,777.33	7,117.07
ANNUAL	61,609.60	63,897.60	66,227.20	69,742.40	73,424.00	77,272.00	81,328.00	85,404.80
BASE PAY RATE PER HOUR	29.62	30.72	31.84	33.53	35.30	37.15	39.10	\$41.06
with CWEA Grade 1 Cert. +3%	30.51	31.64	32.80	34.54	36.36	38.26	40.27	42.29
MECHANIC	STEP 1	STEP 2	STEP 3	STEP 4	STEP 5	STEP 6	STEP 7	STEP 8
BI-WEEKLY	2,158.40	2,245.60	2,332.80	2,420.80	2,516.80	2,598.40	2,681.60	2,766.40
MONTHLY	4,676.53	4,865.47	5,054.40	5,245.07	5,453.07	5,629.87	5,810.13	5,993.87
ANNUAL	56,118.40	58,385.60	60,652.80	62,940.80	65,436.80	67,558.40	69,721.60	71,926.40
BASE PAY RATE PER HOUR	26.98	28.07	29.16	30.26	31.46	32.48	33.52	\$34.58
with CWEA Grade 1 Cert. +3%	27.79	28.91	30.03	31.17	32.40	33.45	34.53	35.62

EXHIBIT 'A'
MIDWAY CITY SANITARY DISTRICT
District Wide Pay Schedule
Fiscal Year 2020-2021
Effective 07/01/2020

NON-REPRESENTED EMPLOYEES
Effective 07-01-2020

EXECUTIVE/BOARD SECRETARY *	STEP 1	STEP 2	STEP 3	STEP 4	STEP 5	STEP 6	STEP 7	STEP 8
BI-WEEKLY	2,790.89	2,936.74	3,090.82	3,214.42	3,407.24	3,509.42	3,614.89	3,723.66
MONTHLY	6,046.92	6,362.93	6,696.79	6,964.59	7,382.35	7,603.73	7,832.26	8,067.92
ANNUAL	72,563.09	76,355.14	80,361.42	83,575.02	88,588.24	91,244.82	93,987.09	96,815.06
BASE PAY RATE PER HOUR	34.89	36.71	38.64	40.18	42.59	43.87	45.19	\$46.55

ADMIN SECRETARY/ACCOUNTANT	STEP 1	STEP 2	STEP 3	STEP 4	STEP 5	STEP 6	STEP 7	STEP 8
BI-WEEKLY	2,151.46	2,227.27	2,308.02	2,382.18	2,457.99	2,531.33	2,607.14	2,686.24
MONTHLY	4,661.51	4,825.76	5,000.72	5,161.40	5,325.65	5,484.54	5,648.79	5,820.19
ANNUAL	55,938.06	57,909.07	60,008.62	61,936.78	63,907.79	65,814.53	67,785.54	69,842.24
BASE PAY RATE PER HOUR	26.89	27.84	28.85	29.78	30.72	31.64	32.59	\$33.58

ADMIN SECRETARY/HUMAN RESOURCES COORDINATOR	STEP 1	STEP 2	STEP 3	STEP 4	STEP 5	STEP 6	STEP 7	STEP 8
BI-WEEKLY	2,151.46	2,227.27	2,308.02	2,382.18	2,457.99	2,531.33	2,607.14	2,686.24
MONTHLY	4,661.51	4,825.76	5,000.72	5,161.40	5,325.65	5,484.54	5,648.79	5,820.19
ANNUAL	55,938.06	57,909.07	60,008.62	61,936.78	63,907.79	65,814.53	67,785.54	69,842.24
BASE PAY RATE PER HOUR	26.89	27.84	28.85	29.78	30.72	31.64	32.59	\$33.58

ADMIN SECRETARY/RECEPTIONIST	STEP 1	STEP 2	STEP 3	STEP 4	STEP 5	STEP 6	STEP 7	STEP 8
BI-WEEKLY	2,151.46	2,227.27	2,308.02	2,382.18	2,457.99	2,531.33	2,607.14	2,686.24
MONTHLY	4,661.51	4,825.76	5,000.72	5,161.40	5,325.65	5,484.54	5,648.79	5,820.19
ANNUAL	55,938.06	57,909.07	60,008.62	61,936.78	63,907.79	65,814.53	67,785.54	69,842.24
BASE PAY RATE PER HOUR	26.89	27.84	28.85	29.78	30.72	31.64	32.59	\$33.58

FINANCE/HUMAN RESOURCES DIRECTOR	Effective 07-01-2020	Full Time Basis
ANNUAL BASE SALARY RANGE \$103,810.00 - \$158,446.00	Effective 07-01-2020	Full Time Basis
SPECIAL COMPENSATION: ACTING GENERAL MANAGER PAY @ GENERAL MANAGER'S BASE SALARY AT TIME OF ACTING AS GENERAL MANAGER (see General Manager's pay below)		

DIRECTOR OF OPERATIONS/SAFETY	Effective 07-01-2020	Full Time Basis
ANNUAL BASE SALARY RANGE \$87,419 - \$131,128.00	Effective 07-01-2020	Full Time Basis

GENERAL MANAGER	Effective 08-01-2020	Full Time Basis
ANNUAL BASE SALARY is \$168,790.00	Effective 08-01-2020	Full Time Basis

Note * The 2020-2021 Pay Schedule classifies the Executive/Board Secretary as a full-time position; however the current Executive/Board Secretary status is part-time and shall earn wages according to the base pay rate per hour for the applicable Salary Step for hours worked (not full-time basis).